

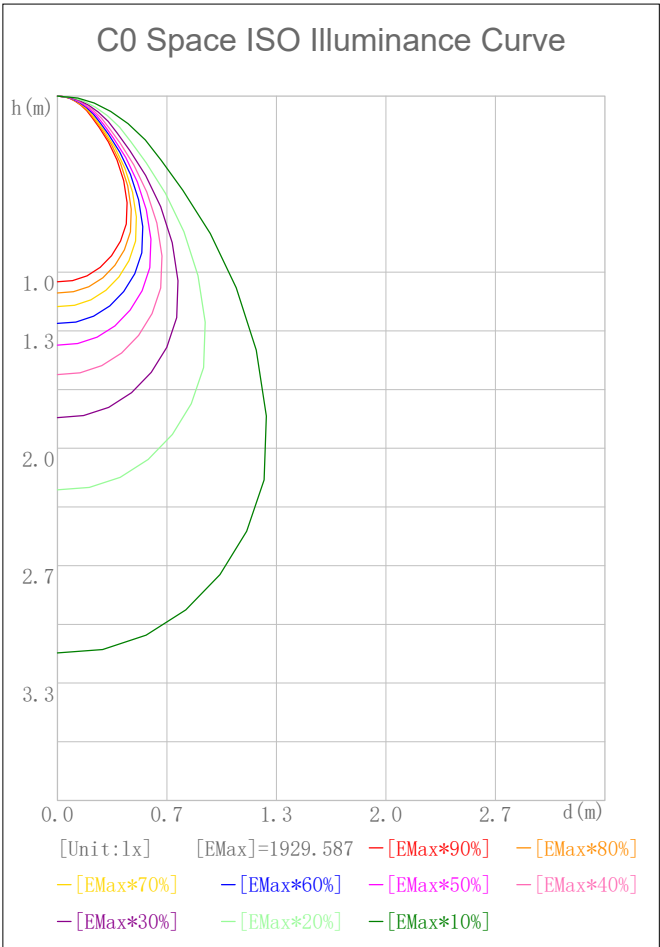
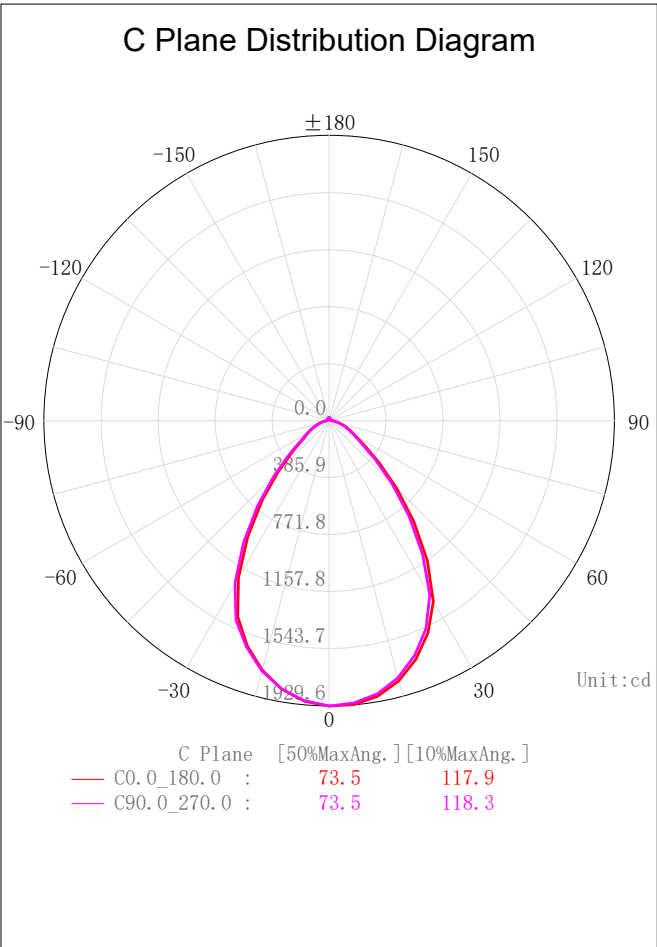
Indoor Luminaire Photometric Data

Description Information

Luminary Name: SD07-35-XX-01 2700K RA90 白色		Lum. Catalog:	Test ID: 01
Lamp Name:		Lamp Catalog: LED	Test Date: 2022/10/10
Manufacture: Shenzhen Norming Lightin		Shld. Ang(°):	Test Machine:GON-2000
Test Lab: Quality Departmnt		Frequency (Hz):	Lamp CCT (K): Ra:
Lum. Size (W*L*H):0.110m*~0.110m*0.000m		Lum. Area (m2):0.010	Lum. W (kg): 0.000
Test System: C, γ	Test Step: C=90.0 γ=5.0	Temp. (°C): 25	Humidity(%):

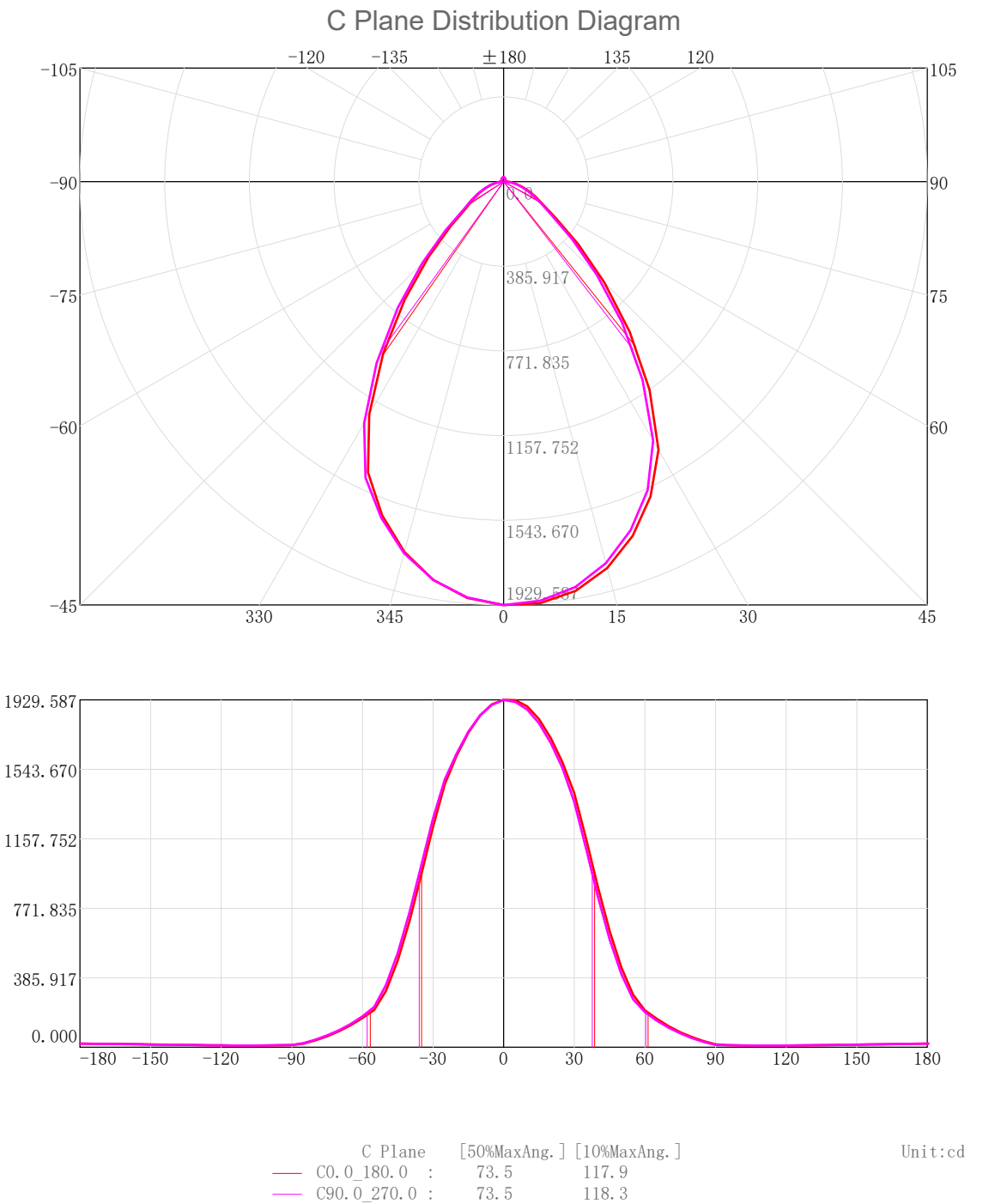
Character Parameter

Lamp Speciality Parameter		Luminaire Speciality Parameter	
Rated Flux(lm): 3037.120	Luminary Flux(lm): 3037.121	Field Angle(10%Imax): 117.9(°)	
Rated Power(W):	Luminary Efficiency: 100.00%	Down Lumens&Percent: 2959.349lm 97.44%	
Rated Voltage(V):	Luminary EER(lm/W): 91.923	Up Lumens&Percent: 77.772lm 2.56%	
Tested Power(W): 33.040	Max. Candela(cd): 1929.587	S/MH: C0_a180=1.068 C90_270=1.065	
Lamps' Inside: 1	Max Cand@Ang. (°):	C=0.0 γ=0.0	CIE Type: Semi-Direct
Tested Electrics (V, A, pf):239.8, 0.144	Beam Angle(50%Imax): 73.5(°)	ErP ϕ use(90°):	2273.070lm
Lamp Size (W*L*H):0.110m*~0.110m*0.000m	Left=-34.9° , Right=38.6°	IRF(%):	155.600



2D Plane Light Intensity Distribution Curve

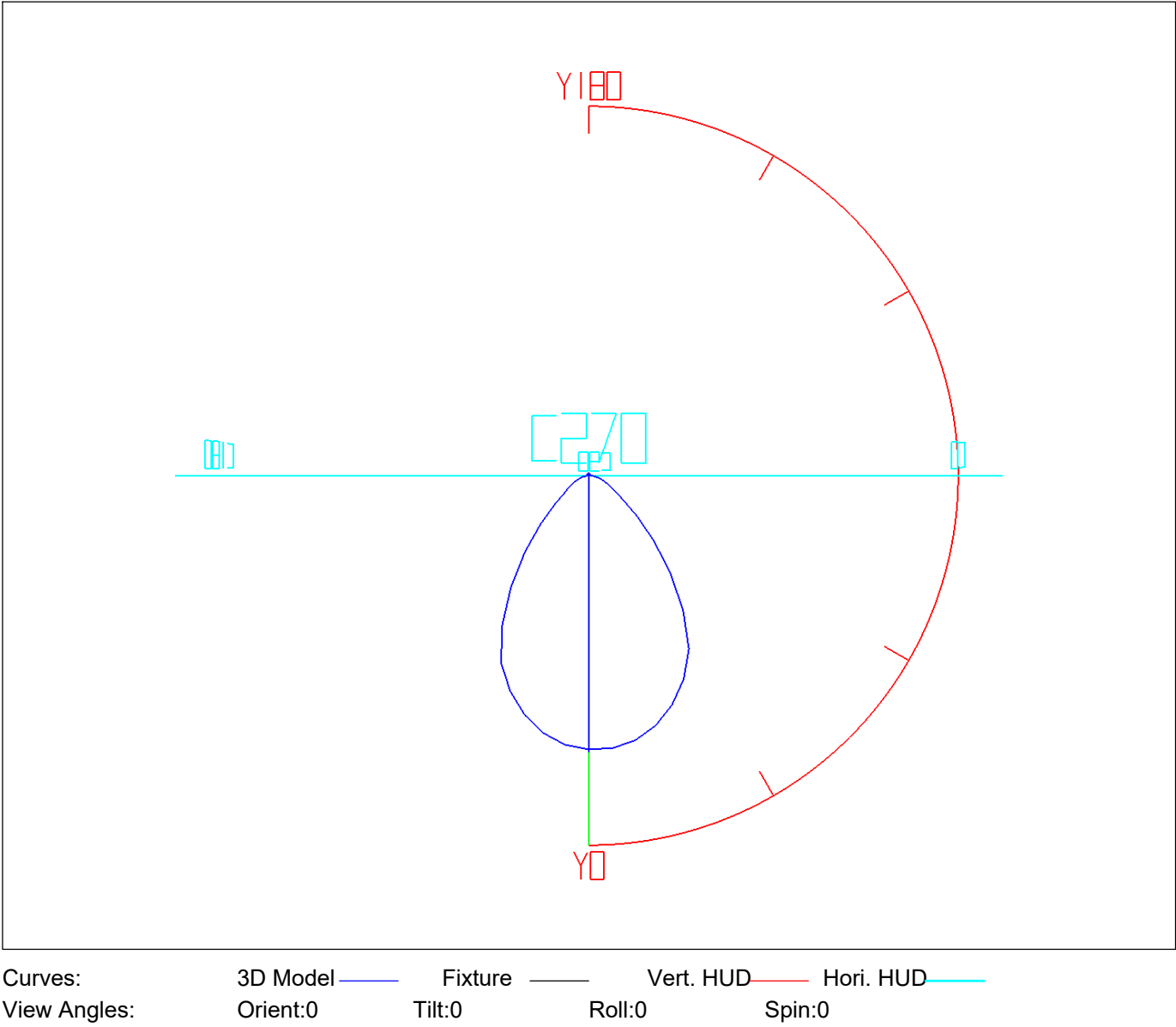
Lum. Name:SD07-35-XX-01 2700K RA90 白色	Lum. Catelog:	Test ID:01
Lamp Name:	Lamp Catelog:LED	Test Lab:Quality Departmnt
Manufacture:Shenzhen Norming Lightin	Test Machine:GON-2000	Test Date:2022/10/10



3D Light Intensity Distribution Modal

Lum. Name:SD07-35-XX-01 2700K RA90 白色	Lum. Catelog:	Test ID:01
Lamp Name:	Lamp Catelog:LED	Test Lab:Quality Departmnt
Manufacture:Shenzhen Norming Lightin	Test Machine:GON-2000	Test Date:2022/10/10

3D Light Intensity Distribution Modal

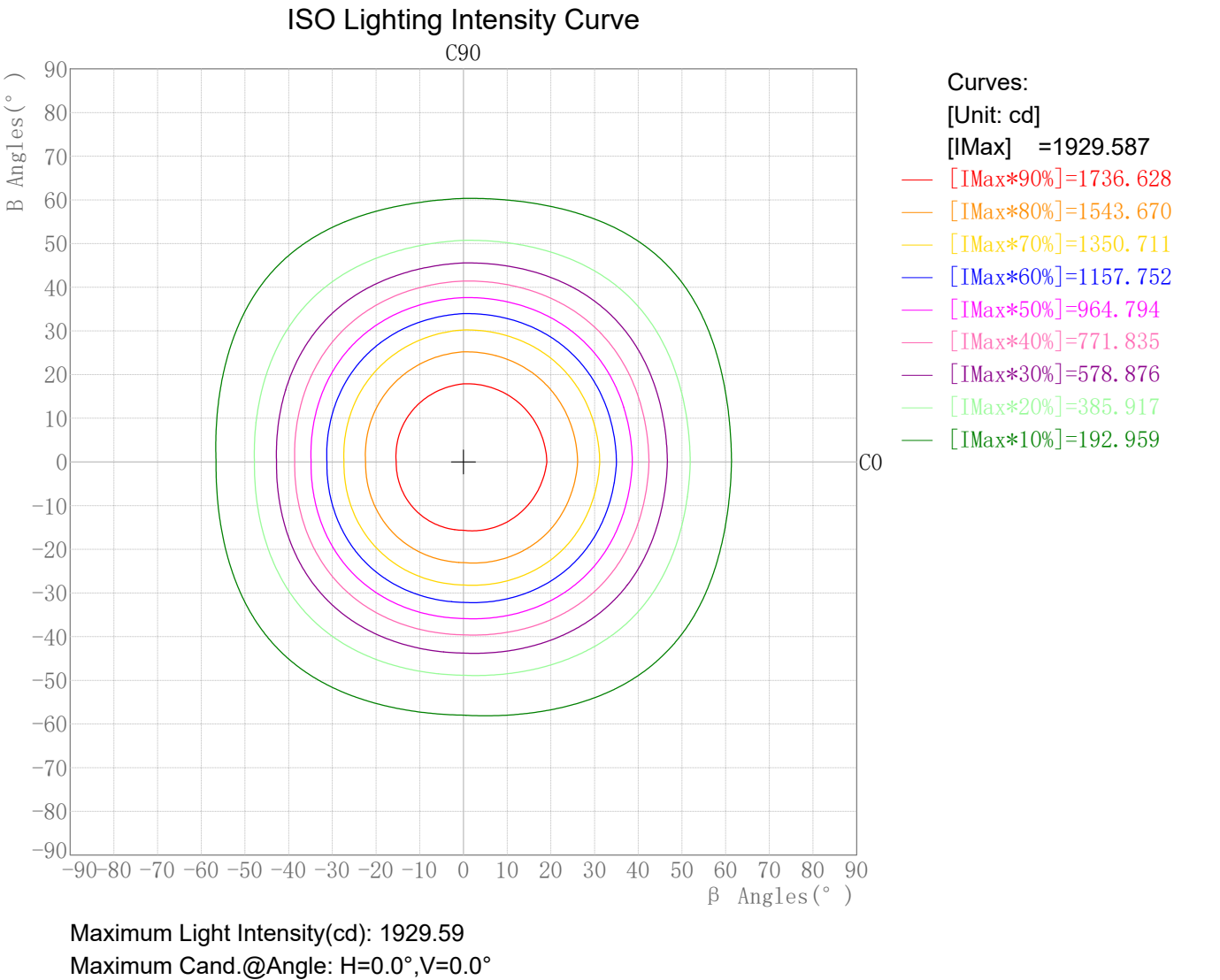


Zonal Flux Tabulation

Zone(γ)	Zone Flux (lm)	Sums Flux (lm)	Zone%Lamp	Sums%Lamp
0.0-5.0	45.93	45.93	1.51	1.51
5.0-10.0	135.11	181.04	4.45	5.96
10.0-15.0	216.19	397.23	7.12	13.08
15.0-20.0	283.88	681.11	9.35	22.43
20.0-25.0	334.07	1015.18	11.00	33.43
25.0-30.0	359.16	1374.33	11.83	45.25
30.0-35.0	349.59	1723.92	11.51	56.76
35.0-40.0	309.13	2033.05	10.18	66.94
40.0-45.0	251.54	2284.60	8.28	75.22
45.0-50.0	189.82	2474.42	6.25	81.47
50.0-55.0	135.74	2610.16	4.47	85.94
55.0-60.0	99.74	2709.90	3.28	89.23
60.0-65.0	78.74	2788.64	2.59	91.82
65.0-70.0	61.48	2850.12	2.02	93.84
70.0-75.0	45.77	2895.89	1.51	95.35
75.0-80.0	31.99	2927.88	1.05	96.40
80.0-85.0	20.23	2948.11	0.67	97.07
85.0-90.0	11.24	2959.35	0.37	97.44
90.0-95.0	7.06	2966.41	0.23	97.67
95.0-100.0	6.19	2972.60	0.20	97.88
100.0-105.0	5.62	2978.22	0.18	98.06
105.0-110.0	5.23	2983.45	0.17	98.23
110.0-115.0	5.03	2988.48	0.17	98.40
115.0-120.0	4.93	2993.41	0.16	98.56
120.0-125.0	4.95	2998.36	0.16	98.72
125.0-130.0	5.00	3003.35	0.16	98.89
130.0-135.0	5.01	3008.36	0.16	99.05
135.0-140.0	4.95	3013.31	0.16	99.22
140.0-145.0	4.75	3018.06	0.16	99.37
145.0-150.0	4.43	3022.49	0.15	99.52
150.0-155.0	4.03	3026.51	0.13	99.65
155.0-160.0	3.54	3030.06	0.12	99.77
160.0-165.0	2.95	3033.01	0.10	99.86
165.0-170.0	2.23	3035.24	0.07	99.94
170.0-175.0	1.40	3036.64	0.05	99.98
175.0-180.0	0.48	3037.12	0.02	100.00

Rectangle ISO Lighting Intensity Diagram

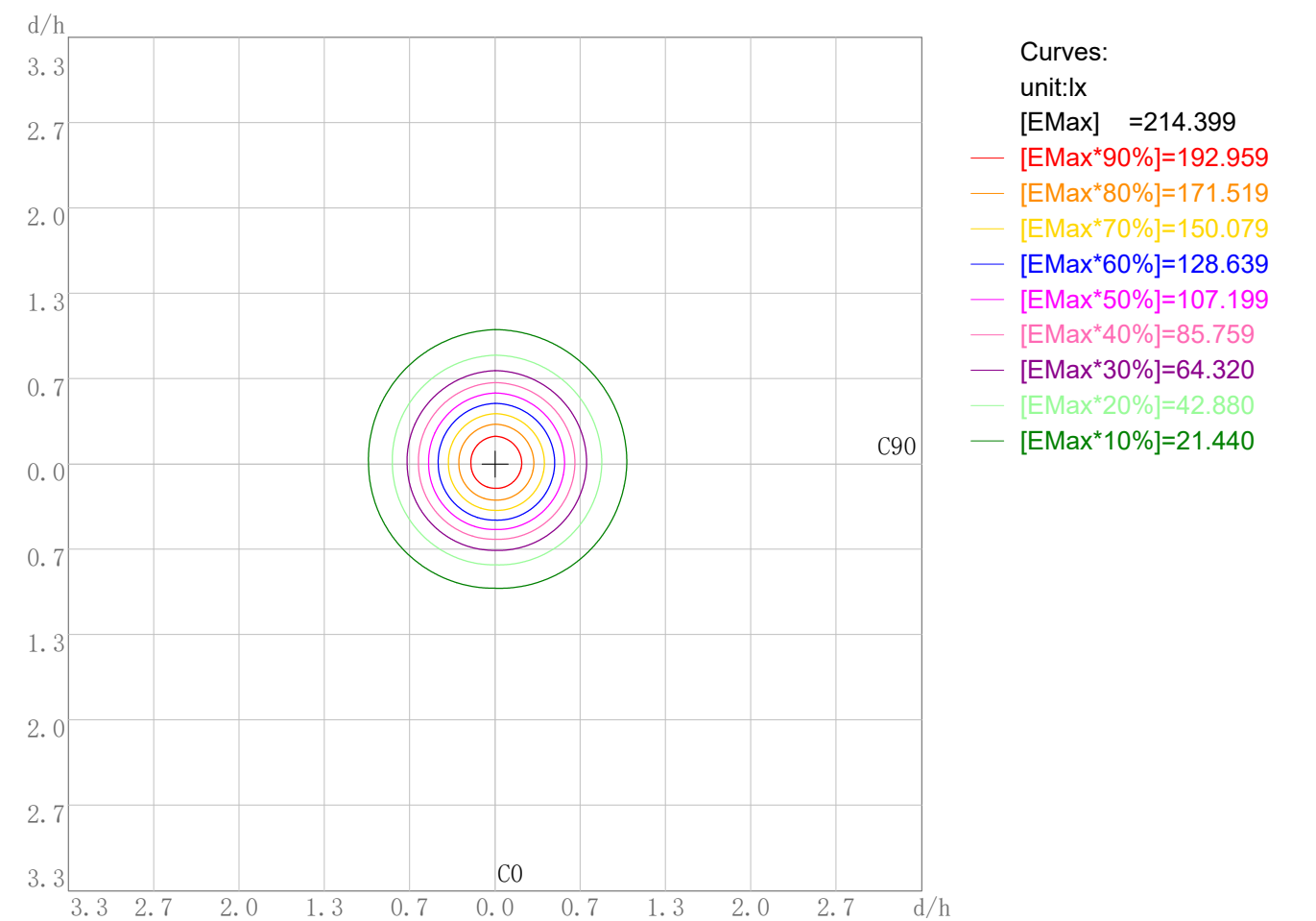
Lum. Name:SD07-35-XX-01 2700K RA90 白色	Lum. Catelog:	Test ID:01
Lamp Name:	Lamp Catelog:LED	Test Lab:Quality Departmnt
Manufacture:Shenzhen Norming Lightin	Test Machine:GON-2000	Test Date:2022/10/10



Plane ISO-Illuminance Diagram

Lum. Name:SD07-35-XX-01 2700K RA90 白色	Lum. Catelog:	Test ID:01
Lamp Name:	Lamp Catelog:LED	Test Lab:Quality Departmnt
Manufacture:Shenzhen Norming Lightin	Test Machine:GON-2000	Test Date:2022/10/10

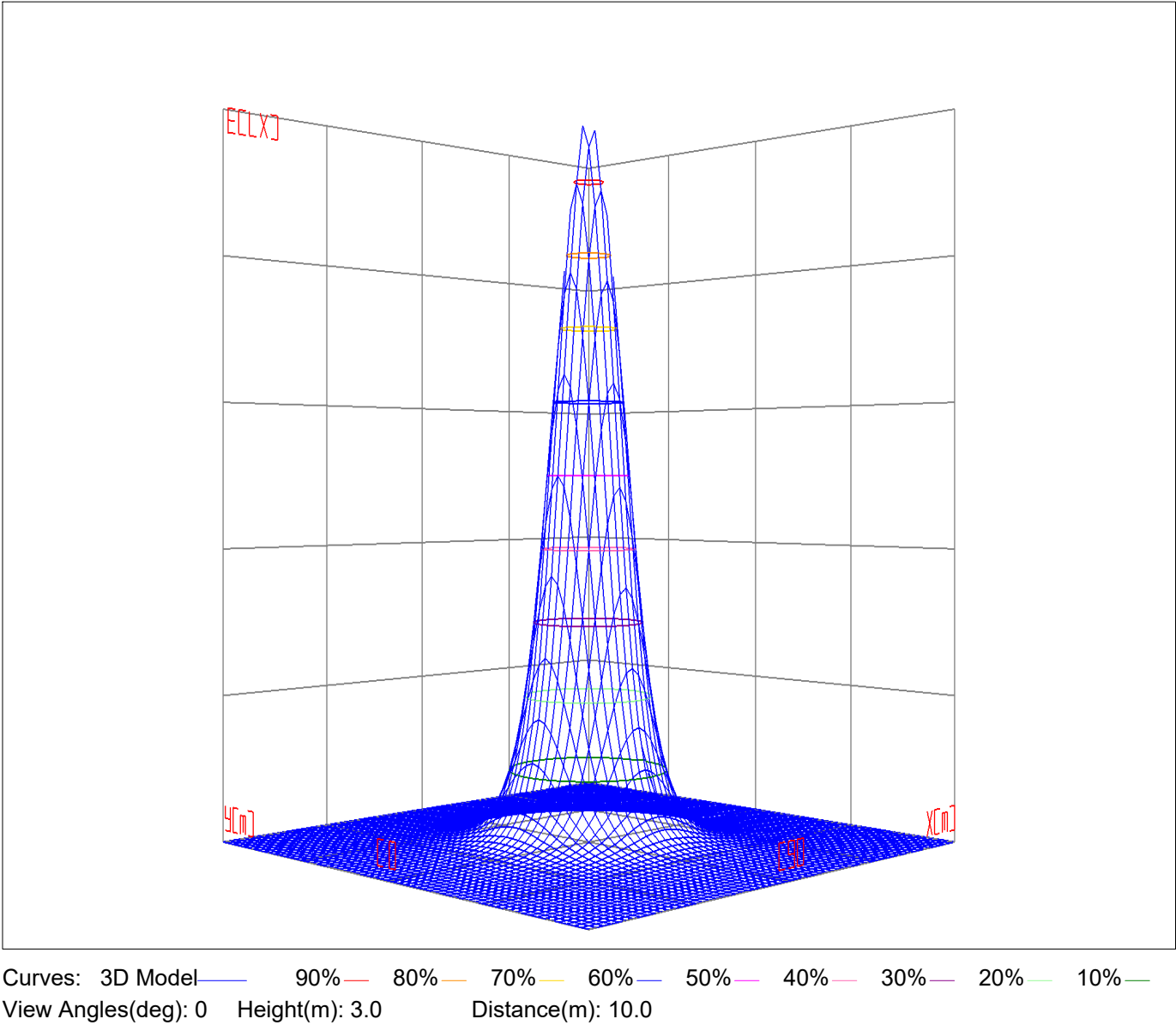
Plane ISO-Illuminance Curve



3D Plane ISO Illuminance Diagram

Lum. Name:SD07-35-XX-01 2700K RA90 白色	Lum. Catelog:	Test ID:01
Lamp Name:	Lamp Catelog:LED	Test Lab:Quality Departmnt
Manufacture:Shenzhen Norming Lightin	Test Machine:GON-2000	Test Date:2022/10/10

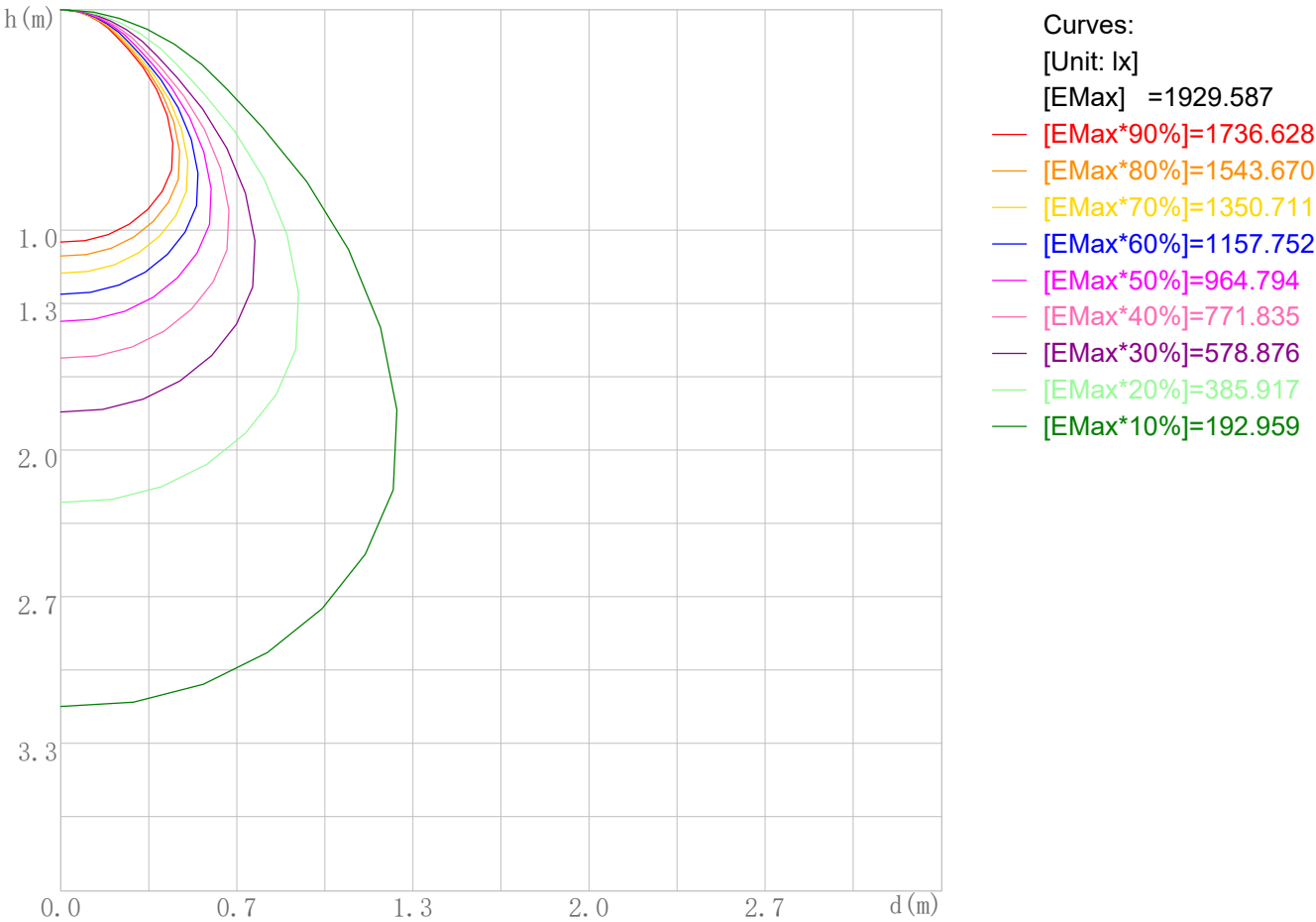
3D Plane Illuminance Modal



Space ISO Illuminance Diagram

Lum. Name:SD07-35-XX-01 2700K RA90 白色	Lum. Catelog:	Test ID:01
Lamp Name:	Lamp Catelog:LED	Test Lab:Quality Departmnt
Manufacture:Shenzhen Norming Lightin	Test Machine:GON-2000	Test Date:2022/10/10

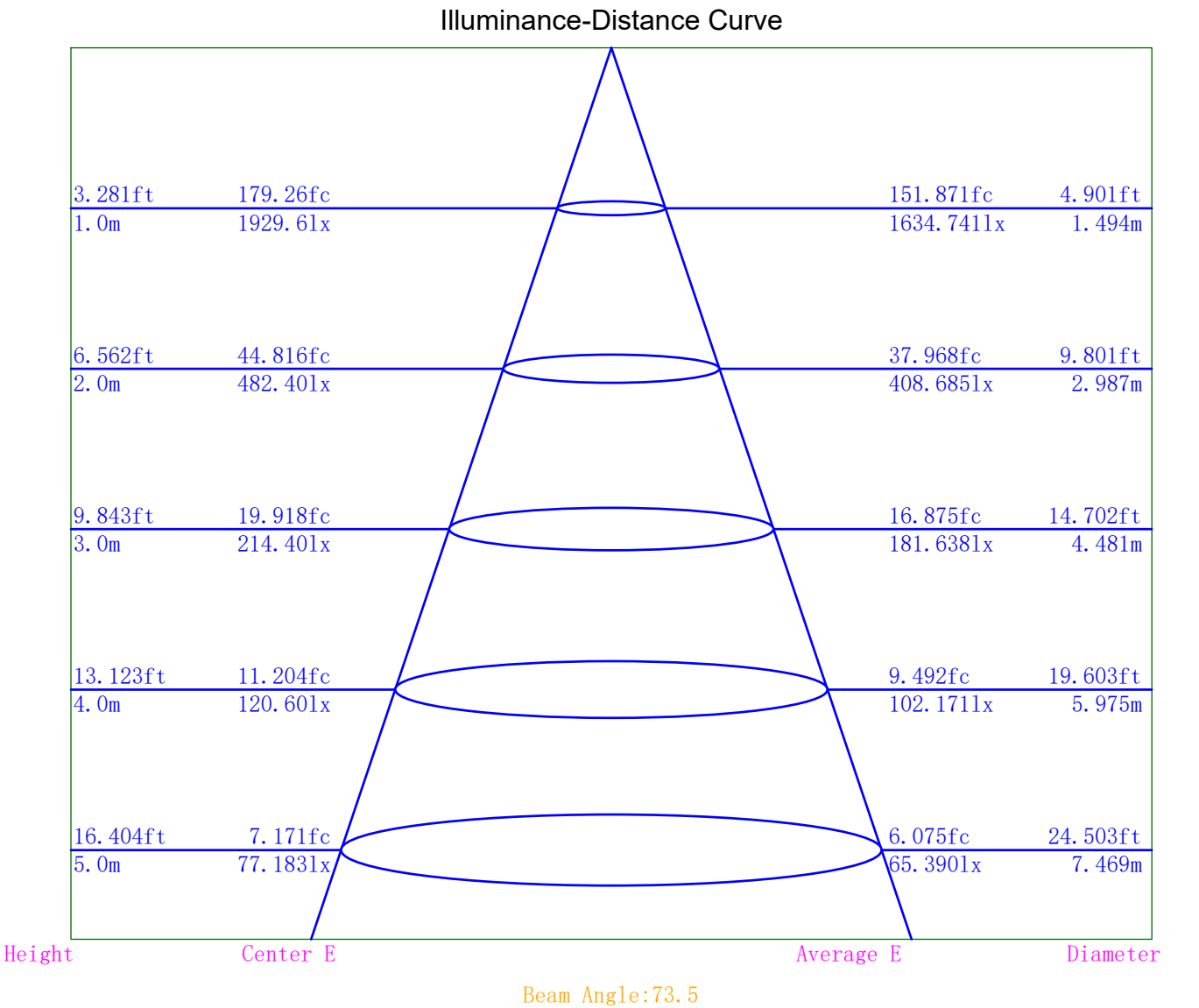
Space ISO Illuminance Curve



Space Plane Maximum Illuminance and @Angle:1929.59lx,0.0deg
Plane Maximum Lighting Intensity and @Angle:1929.587cd,0deg

Illuminance-Distance Diagram

Lum. Name:SD07-35-XX-01 2700K RA90 白色	Lum. Catelog:	Test ID:01
Lamp Name:	Lamp Catelog:LED	Test Lab:Quality Departmnt
Manufacture:Shenzhen Norming Lightin	Test Machine:GON-2000	Test Date:2022/10/10



Indoor Luminance Limiting Curves

Lum. Name:SD07-35-XX-01 2700K RA90 白色	Lum. Catalog:	Test ID:01
Lamp Name:	Lamp Catalog: LED	Test Lab: Quality Department
Manufacture: Shenzhen Norming Lightin	Test Machine:GON-2000	Test Date: 2022/10/10

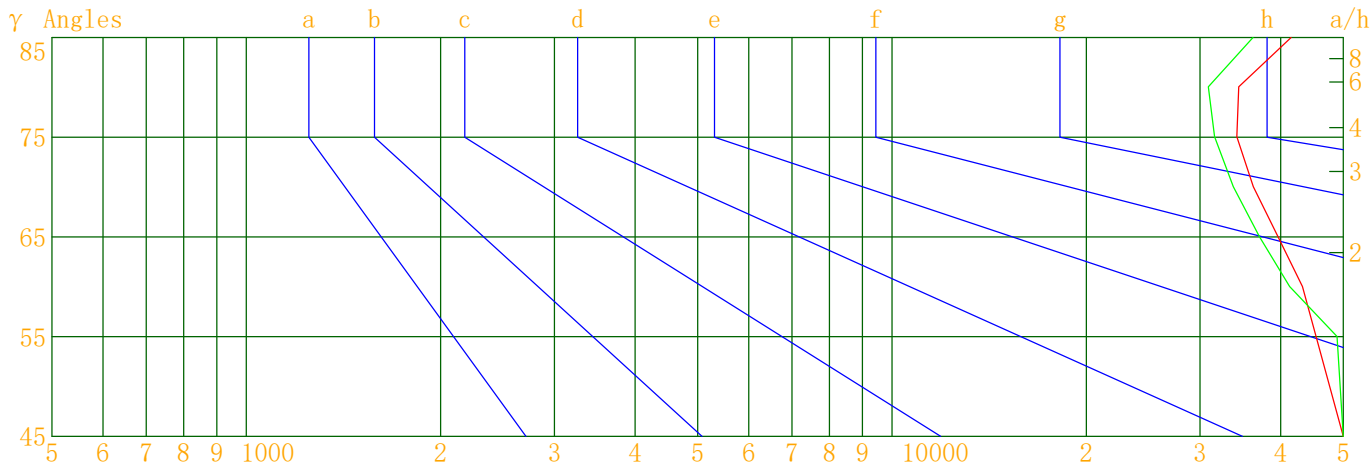
Glare Grade Table

GI	Quality	Using Illuminance							
1.15	A	2000	1000	500	<=300				
1.5	B		2000	1000	500	<=300			
1.85	C			2000	1000	500	<=300		
2.2	D				2000	1000	500	<=300	
2.55	E	a				2000	1000	500	<=300
			b	c	d	e	f	g	h

Luminance Table

Gama(deg)	45	50	55	60	65	70	75	80	85
C0	96242	72536	53598	43220	39615	36283	34200	34439	41503
C90	89362	66523	48910	41297	37071	33776	31602	30907	36230

Luminance Limiting Curve



Luminous Size:

Length(m)=-0.110 Width(m)=-0.110 Height(m)=0.000 Area(m^2)=0.009503

Luminous Type:

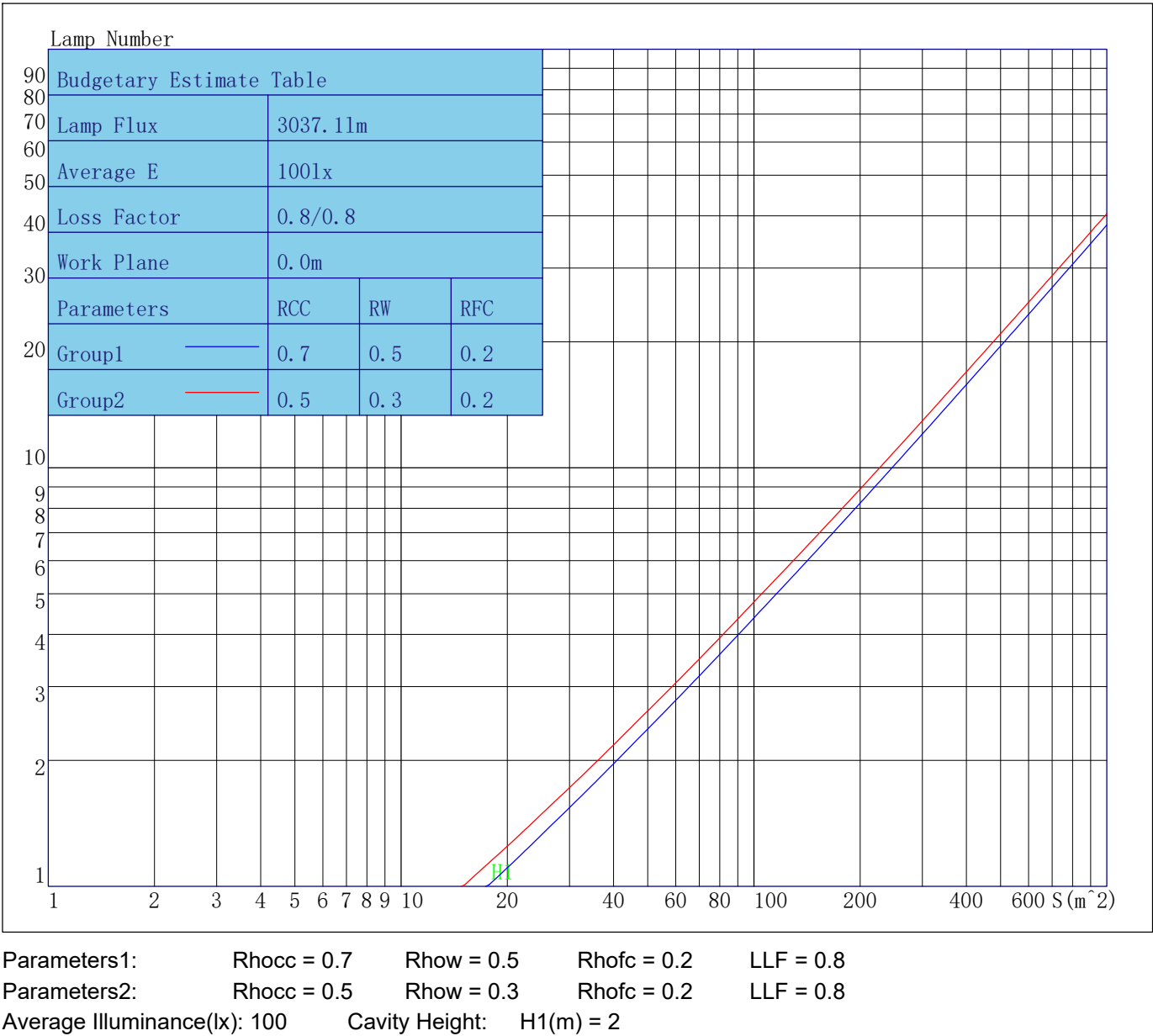
Without Luminous Side

Luminous Curves:

C0-C180 Color: — C90-C270 Color: —

Indoor Budgetary Estimate Table

Lum. Name:SD07-35-XX-01 2700K RA90 白色	Lum. Catalog:	Test ID: 01
Lamp Name:	Lamp Catalog: LED	Test Lab: Quality Department
Manufacture: Shenzhen Norming Lightin	Test Machine:GON-2000	Test Date: 2022/10/10



Indoor Coefficient of Utilization Table

Lum. Name:SD07-35-XX-01 2700K RA90 白色	Lum. Catelog:	Test ID:01
Lamp Name:	Lamp Catelog:LED	Test Lab:Quality Departmnt
Manufacture:Shenzhen Norming Lightin	Test Machine:GON-2000	Test Date:2022/10/10

Coefficients of Utilization - Zonal Cavity Method																		
Coef.	Effective Floor Cavity Reflectance RFC=0.20																	
RhoCC (%)	80				70				50			30			10			0
RhoW (%)	70	50	30	10	70	50	30	10	50	30	10	50	30	10	50	30	10	0
RCR	Coefficient of Utilization(%)																	
0	118	118	118	118	115	115	115	115	110	110	110	104	104	104	100	100	100	97
1	111	107	104	101	108	104	101	99	100	97	95	96	94	92	92	90	89	87
2	103	96	91	87	100	94	90	85	91	87	83	87	84	81	84	81	79	77
3	96	87	81	76	93	86	80	75	83	78	73	80	75	72	77	73	70	68
4	89	80	72	67	87	78	72	66	76	70	65	73	68	64	71	67	63	61
5	83	73	65	60	81	72	65	60	69	63	59	67	62	58	65	61	57	55
6	78	67	59	54	76	66	59	54	64	58	53	62	57	53	61	56	52	50
7	73	62	54	49	72	61	54	49	59	53	48	58	52	48	56	51	47	46
8	69	57	50	45	67	56	49	45	55	49	44	54	48	44	52	47	44	42
9	65	53	46	41	63	53	46	41	51	45	41	50	44	40	49	44	40	39
10	61	50	43	38	60	49	42	38	48	42	38	47	41	37	46	41	37	36

Unified Glare Rating Table

Lum. Name:SD07-35-XX-01 2700K RA90 白色	Lum. Catelog:	Test ID:01
Lamp Name:	Lamp Catelog:LED	Test Lab:Quality Departmnt
Manufacture:Shenzhen Norming Lightin	Test Machine:GON-2000	Test Date:2022/10/10

Unified Glare Rating Table

Ceiling RCC	0.70	0.70	0.50	0.50	0.30	0.70	0.70	0.50	0.50	0.30	
Wall RW	0.50	0.30	0.50	0.30	0.30	0.50	0.30	0.50	0.30	0.30	
Floor RFC	0.20	0.20	0.20	0.20	0.20	0.20	0.20	0.20	0.20	0.20	
Room Size	Vewed crosswise					Vewed endwise					
X=2H Y=2H	25.6	26.9	26.0	27.3	27.7	25.3	26.6	25.7	26.9	27.3	
	Y=3H	26.3	27.4	26.7	27.8	28.2	25.9	27.1	26.3	27.4	27.9
	Y=4H	26.6	27.7	27.1	28.1	28.5	26.2	27.3	26.7	27.7	28.1
	Y=6H	26.9	27.9	27.4	28.3	28.8	26.5	27.5	26.9	27.9	28.3
	Y=8H	27.0	28.0	27.5	28.4	28.9	26.6	27.5	27.1	28.0	28.4
	Y=12H	27.2	28.0	27.6	28.5	29.0	26.7	27.6	27.2	28.0	28.5
X=4H Y=2H	25.8	26.9	26.3	27.3	27.7	25.5	26.5	25.9	26.9	27.4	
	Y=3H	26.7	27.6	27.1	28.0	28.5	26.3	27.2	26.8	27.7	28.1
	Y=4H	27.1	27.9	27.6	28.4	28.9	26.7	27.5	27.2	28.0	28.5
	Y=6H	27.5	28.2	28.0	28.7	29.2	27.1	27.8	27.7	28.3	28.8
	Y=8H	27.7	28.4	28.2	28.9	29.4	27.3	28.0	27.8	28.4	29.0
	Y=12H	27.9	28.5	28.5	29.0	29.6	27.5	28.1	28.0	28.6	29.1
X=8H Y=4H	27.2	27.9	27.7	28.4	28.9	26.9	27.5	27.4	28.0	28.5	
	Y=6H	27.8	28.3	28.3	28.8	29.5	27.4	27.9	27.9	28.5	29.1
	Y=8H	28.1	28.5	28.6	29.1	29.6	27.6	28.1	28.2	28.7	29.2
	Y=12H	28.4	28.8	28.9	29.3	30.0	27.9	28.3	28.5	28.9	29.5
X=12H Y=4H	27.2	27.8	27.7	28.3	28.8	26.9	27.4	27.4	28.0	28.5	
	Y=6H	27.8	28.3	28.4	28.8	29.4	27.4	27.9	28.0	28.4	29.0
	Y=8H	28.1	28.6	28.7	29.1	29.7	27.7	28.2	28.3	28.7	29.3
Variations with the objerver position at spacings											
S=1.0H	0.3/-0.3					0.4/-0.4					
S=1.5H	0.6/-0.6					0.7/-0.7					
S=2.0H	0.8/-0.9					0.9/-1.0					
Reduced UGR Table:											
Nordic Standard Table:	BK0					BK0					
Correction Value	1.9					1.8					

o the CIE Pub.117,data has been corrected,refers to the lamp's lumens 8.2flm.

Candela Tabulation

V/H	C0.0	C90.0	C180.0	C270.0
γ 0.0	1929.59	1929.59	1929.59	1929.59
γ 5.0	1927.63	1917.07	1904.59	1901.66
γ 10.0	1893.40	1876.36	1843.07	1843.49
γ 15.0	1822.78	1799.75	1746.62	1752.51
γ 20.0	1717.65	1690.30	1618.55	1629.98
γ 25.0	1582.67	1551.35	1461.96	1488.31
γ 30.0	1410.98	1362.02	1224.14	1270.74
γ 35.0	1158.51	1103.67	957.51	1008.45
γ 40.0	892.85	839.87	700.57	749.88
γ 45.0	646.73	600.50	481.23	522.48
γ 50.0	443.10	406.36	312.79	344.46
γ 55.0	292.16	266.61	207.40	224.27
γ 60.0	205.37	196.23	162.49	171.51
γ 65.0	159.11	148.89	122.45	129.52
γ 70.0	117.93	109.78	89.33	94.23
γ 75.0	84.12	77.73	61.20	66.08
γ 80.0	56.83	51.00	38.68	42.58
γ 85.0	34.38	30.01	20.45	23.89
γ 90.0	16.73	13.61	12.20	12.93
γ 95.0	12.33	12.13	11.31	11.84
γ 100.0	10.85	10.96	10.72	11.03
γ 105.0	9.98	10.22	10.11	10.13
γ 110.0	9.82	9.86	9.93	9.96
γ 115.0	9.71	9.66	10.25	10.26
γ 120.0	9.56	9.78	11.37	10.59
γ 125.0	10.34	10.39	11.73	11.81
γ 130.0	11.40	11.26	12.81	12.15
γ 135.0	12.04	12.24	13.67	13.56
γ 140.0	13.00	13.35	14.69	14.38
γ 145.0	14.31	14.15	15.16	14.86
γ 150.0	14.83	15.03	16.25	15.63
γ 155.0	15.74	15.97	17.21	16.63
γ 160.0	17.03	17.03	18.15	17.39
γ 165.0	17.81	18.31	19.22	18.41
γ 170.0	18.93	19.06	19.56	19.24
γ 175.0	19.78	19.61	20.12	19.98
γ 180.0	20.28	20.28	20.28	20.28